

AGENDA ITEM NO: 6.

MEETING DATE: May 2, 2023

STAFF REPORT – COVER SHEET

SUBJECT: Departmental First Quarter Reports: 2023 DATE: April 24, 2023

DEPARTMENT: Communications PREPARED BY: Jamie Leggatt

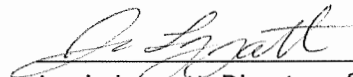
1. SUMMARY OF ISSUE:

Quarterly reports from individual departments are grouped together into one quarterly report, covering most aspects of City operations for the previous quarter.

The 2023 First Quarter Reports are presented for Council's review.

2. RECOMMENDATION:


Recommendation that the First Quarter Reports for the period of January to March 2023 be received for information.



Jamie Leggatt, Director of Communications

3. CHIEF ADMINISTRATIVE OFFICER'S RECOMMENDATION/COMMENTS:

Supports recommendation.

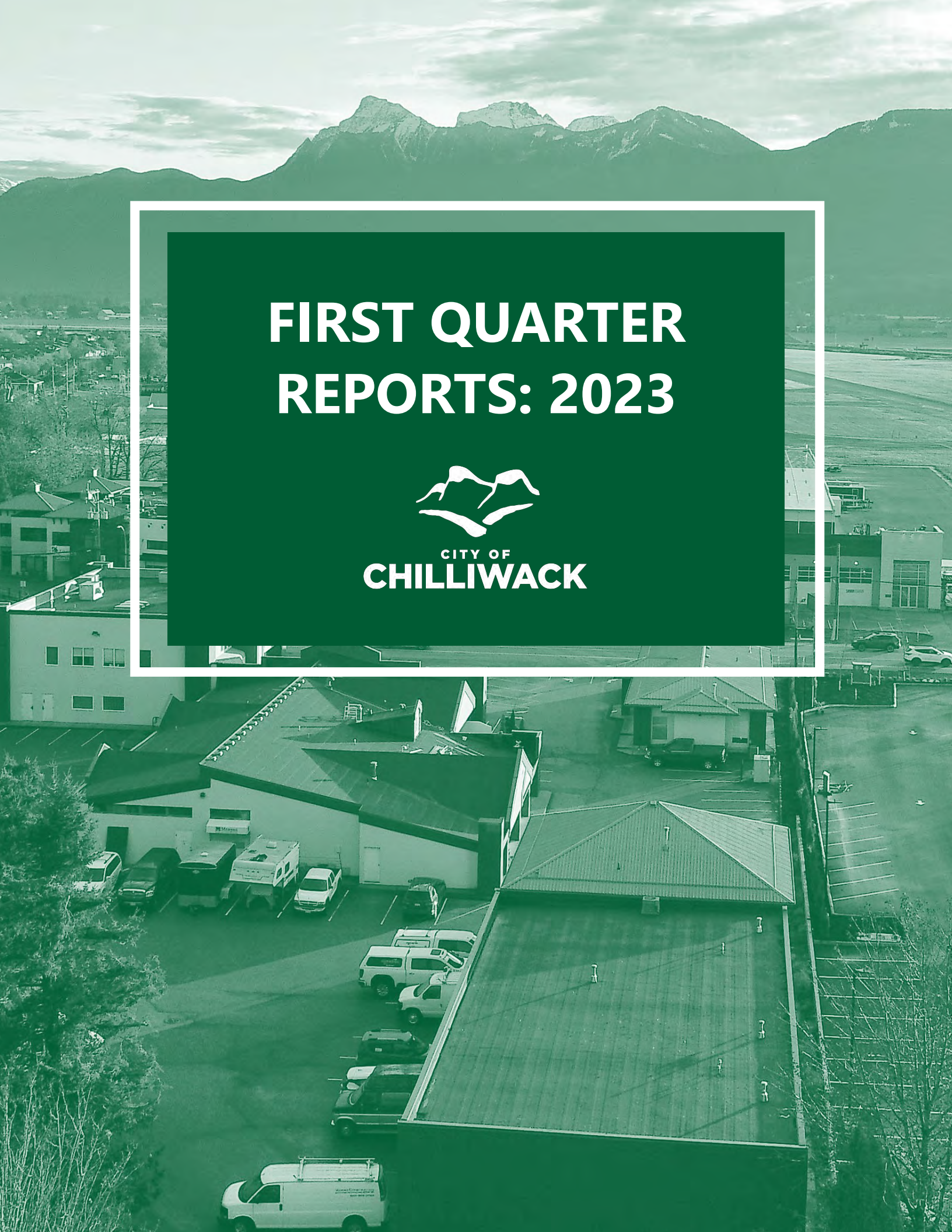


Chris Crosman, CAO

FIRST QUARTER REPORTS: 2023



CITY OF
CHILLIWACK



FIRST QUARTER REPORT SUMMARY JANUARY - MARCH, 2023



New Business Licences

190
(Q1,
2022)



150
(Q1,
2023)

Building Permits

184
(Q1,
2022)



131
(Q1,
2023)

Bylaw Complaints

586
(Q1,
2022)



460
(Q1,
2023)



997

Fire Department
calls for service

240

Metres of sidewalk
replaced on Williams
Street



300

Stairs installed on
Little Mountain



107

Christmas trees
composted at Parr
Road Green Depot



7

Railway crossing upgrades
completed

20

Paid On-Call
firefighters graduated
recruit training



55 media
inquiries



45 new e-newsletter
subscribers



12 print ads placed
in the local paper



5 press releases
issued



**ENGINEERING
UTILITIES
TRANSPORTATION
DRAINAGE
ENVIRONMENTAL SERVICES**

FIRST QUARTER REPORT, 2023

ENGINEERING UTILITIES



NON-LINEAR UTILITIES UPGRADES PROJECT

The project involves four water projects and one sewer project that have been grouped together to achieve economies of scale and support competitive procurement. The water projects include three booster pump station (BPS) replacements, a new reservoir, and mechanical upgrades at a production well to reduce exterior noise. The sanitary sewer project is a complete replacement of a sanitary pump station (SPS).

Both pumps are now installed at the Chilliwack Mountain Zone 3 BPS. The building at the Mt. Shannon BPS is complete and the recirculation pumps are now installed with commissioning to take place in early April. The majority of the work at the Promontory Zone 2 reservoir is now completed but still requires electrical components. Commissioning will take place after the electrical components are installed in early May. The mechanical upgrades to reduce exterior noise at groundwater production well #9 are now substantially completed. SPS #9 on Wolfe Road has been commissioned, with some areas, such as replacement of sidewalk and asphalt, still requiring restoration.



WWTP OUTFALL REHABILITATION PROJECT

The Waste Water Treatment Plant (WWTP) outfall is critical infrastructure that must be maintained to ensure that the WWTP remains in compliance with legislation governing its discharge. Annual surveys have shown that the conditions in the Fraser River have caused significant damage to the outfall protection.

Provincial and Federal permitting applications have been submitted. Stantec Consulting Ltd. is currently addressing preliminary comments received from regulatory agencies. The construction schedule is dependent on permitting and is currently planned for the fall of 2023.



ENGINEERING UTILITIES



WWTP BIOLOGICAL TREATMENT SYSTEM EXPANSION PHASE 2 PROJECT

The City released a Request for Expressions of Interest for design-build teams to upgrade and expand the City's Waste Water Treatment Plant (WWTP) Biological Treatment system to meet the Federal and Provincial regulatory requirements for effluent quality. The objective of this project is to continue the biological treatment expansion program by adding two additional bioreactors and ancillary systems. Associated Engineering (B.C.) Ltd. was selected as the owners engineer to complete preliminary design, report and statement of requirements. The overall completion of this \$30,000,000 project is scheduled for 2025.



WWTP OUTFALL MONITORING STUDY

The objective of the WWTP Outfall Monitoring Study is to obtain a complete assessment of the integration of the effluent from the WWTP with the ambient water in the Fraser River, and update the Receiving Environment Monitoring Program and Phosphorus Management Plan completed by Associated Engineering in 2018.

During February and March, G3 Consulting Ltd. completed field work associated with the Receiving Environment Monitoring Program. This sampling program is conducted once every three years. The monitoring and sampling consist of the water, sediment and benthic samples. Periphyton samples will be collected in the late summer / early fall. These samples were collected from a number of locations and analyzed for a variety of parameters. The final report is expected early summer 2023. An addendum to the final report for the Periphyton sampling in summer/early fall would be provided by late fall.



ENGINEERING TRANSPORTATION & DRAINAGE

VEDDER ROAD AT SOUTH SUMAS ROAD INTERSECTION



Most of BC Hydro's pole/vault relocations along Vedder Road were completed with remaining works scheduled for completion in April.

The start of road

widening, drainage and electrical works will follow BC Hydro works. The project includes traffic signal expansion with dedicated turning lanes and approximately 260m of road widening complete with paving, drainage, streetlights, curb and sidewalk upgrades.

CHILLIWACK RIVER ROAD MULTI-USE PATHWAY

Progress continues on the Chilliwack River Road multi-use pathway between Promontory Road and Bailey Road. This quarter saw completion of:

- 100% of the drainage improvements
- 80% of the concrete works, and subgrade preparation of the pathway installed

Upcoming works include completion of remainder of concrete works, paving works, street lighting, flashing crosswalk signals, road markings and signage.

The City of Chilliwack and Tzeachten First Nation have an partnered on this project. The Province has provided 80% of the costs up to \$1,00,000 through the BC Active Transportation Grant Funding Program.



RAILWAY CROSSINGS

CN Railway completed several railway repairs in coordination with the City over the first quarter. The City arranged coordination, traffic control, public notification and asphalt restoration works. The work included replacing the ties, ballast, rails and crossing surface panels at the following locations:

- Prest Road
- Nevin Road
- Banford Road
- McGrath Road
- Ford Road

Southern Railway, in partnership with the City, completed railway crossing upgrades to meet Transport Canada's Grade Crossing Standards at two locations. Both signals received FLBG (flashing lights, bells and gates) signal systems as well as replacement of ties, ballast, rails and crossing surface. The City arranged coordination, public notification, asphalt and road marking restoration works.

The two locations were as follows:

- Yarrow Central Road/Vedder Mountain Road (new FLBG are fully operational)
- Vedder Road north of Spruce Drive (installation 95% completed)



ENGINEERING TRANSPORTATION & DRAINAGE

STREET LIGHTING

Installation of new street lights at:

- Cook Street: Wellington Avenue to Henderson Avenue
- College Street: Wellington Avenue to Young Road
- First Avenue: Spadina Avenue to Young Road
- Spadina Avenue: Yale Road to Mary Street

SPEED READER BOARDS

Two driver feedback speed reader message boards were installed on Chilliwack River Road south of Knight Road and north of Temelhem Creek Place to help reduce vehicle speeds.



TRAFFIC SIGNALS

A uninterruptable power supply to prevent disruption during power outages was added to the signal on Eagle Landing at the Walmart access.

ELECTRIC VEHICLE CHARGING STATIONS

New Level 2 electric vehicle charging stations are now operational:

- Tourism Centre
- City Hall
- Sardis Sport Complex

Two locations are waiting for BC Hydro power connection:

- Victoria parking lot
- Courthouse parking lot



ASPHALT REHABILITATION


Roads completed through the asphalt rehabilitation program include:

- Elm Street – Chilliwack Central Road to Norrish Avenue
- Yale Road – Charles Street to Williams Street
- Williams Street – Yale Road to Reece Avenue
- Kitchen Road – Fairview Road to Ballam Road
- Railway Crossings – Lickman Road, Yarrow Central Road and Vedder Road
- Bailey Landfill – new bypass road, road rehabilitation in commercial lane and road widening



WILLIAMS STREET SIDEWALK

During the first quarter, 240 metres of sidewalk were replaced on Williams Street between Yale Road and Reece Avenue. This upgrade will improve walkability, accessibility and pedestrian safety.



ENGINEERING ENVIRONMENTAL SERVICES

CHRISTMAS TREE COMPOSTING

The City's annual curbside Christmas tree collection program started off the New Year with Emterra Environmental collecting trees from curbside customers for composting. Residents also dropped off 107 trees for free at the Parr Road Green Depot.

Combined, these two annual options provide Chilliwack residents with convenient ways to compost Christmas trees and help to reduce illegal dumping and burning.

ENVIRONMENTAL EDUCATION AND ENHANCEMENT EVENTS

In the winter of 2023, Environmental Services staff partnered with local schools to offer education sessions, including:

- Imagine High, Chilliwack Creek (Parr Road): willow stake planting and water quality testing activity
- Unity Christian, Chilliwack Creek (Parr Road): litter cleanup and barn owl box installation
- Vedder Middle School class trip and education in Garrison Woodlot
- Squiala Elementary School students visited Chilliwack Creek (Parr Road) to see the growth of their fall planting
- Sign installation at Chilliwack Creek (Parr Road) for restoration work



HOPE SLOUGH

In March 2023, Environmental Services staff worked with Save our Slough, and donated plants to help with riparian restoration works along the Hope Slough.

A combination of 50 native tree and shrub species were supplied by the City for the planting event.



Photo courtesy of Save our Slough



**PUBLIC WORKS,
PARKS, &
UTILITY
OPERATIONS**

FIRST QUARTER REPORT, 2023

PARKS



LITTLE MOUNTAIN STAIRS

The City opened a 300-step staircase trail at Little Mountain at the end of January, on the north side of Chilliwack. Providing access to previously inaccessible areas of Little Mountain, the stairs and sections of trail also have rest areas with benches and forest views. A new kiosk and trail counter was installed at the base of the trail to record usage and provide trail information to users. The stairs are already well-used, providing a new opportunity for outdoor recreation.



UTILITY OPERATIONS




HONEYSUCKLE PRV REPLACEMENT

Located on Honeysuckle Drive on Chilliwack Mountain are PRVs (Pressure Reducing Valves) that are designed to regulate water pressure at a safe, steady level. Due to age, and new improvements within safety design, this PRV was replaced. Both the old and new PRVs are in-ground chambers. The old chamber was previously accessed through a small hatch, which is defined as a confined space. The new chamber is accessed through two large hatches that open to provide full access and is shallow enough that it does not need to be classified as a confined space. This new chamber is also equipped with double block and bleed isolation valves which is the standard for providing confirmation that the PRV is isolated and safe to be replaced or serviced.

Old PRV



New PRV



UTILITY OPERATIONS



WATER MAIN FLUSHING PROGRAM

As part of the City of Chilliwack's water quality assurance program, Underground Utilities started its annual water main flushing program. Water main flushing is an essential activity done to ensure a high level of water quality for the citizens of Chilliwack. Staff begin flushing over the Sardis-Vedder Aquifer at various well sites and work systematically through the City's distribution system. All water mains are flushed to prevent stagnation and encourage water turnover. In addition to water main flushing, staff also use this time to exercise valves in the area they are flushing. Valves are used during the flushing process to control the direction of flow. Controlling the direction of flow is critical in order for staff to target specific sections of the water main and ensure they remove any sediment that may have accumulated. Staff are continuously monitoring the water quality throughout the distribution system to ensure the best water is available for the citizens of Chilliwack.





**RECREATION &
CULTURE**
COMMUNITY EVENTS
FACILITIES
PROGRAMS

FIRST QUARTER REPORT, 2023

RECREATION & CULTURE COMMUNITY EVENTS

CELEBRATION AND ACTIVITY GRANT

- 3 events supported
- 1,350 residents impacted
- \$1,835 in funding provided
- 17 applications received

Event Highlights:


- During this quarter, events braved colder weather, including Intentional Acts of Kindness Day, which



Acts of Kindness Day

- went on through the rain in Sardis Park to engage the community about volunteer opportunities with local non-profits. United Way and volunteers spoke with nearly 200 participants.
- Sardis Sports Complex hosted a 90 minute Family Day skate on both sheets of ice and saw record breaking attendance. The rainy weather drew 515 people to the public skate, nearly 200 more than the previous year.

- The Family Nature Festival was back after a three year hiatus, put on by the Great Blue Heron Nature Reserve Society. The two-day event, hosted over spring break, saw nearly 1,000 participants take part in full-day programming, including educational sessions, walks and wildlife entertainment.



Family Nature Festival



COMMUNITY EVENTS

The Recreation and Culture team is actively working with over 60 community event hosts and receives additional applications daily.

RECREATION & CULTURE FACILITIES & PROGRAMS

HERITAGE PARK

Programs held included:

- Two dog shows
- Annual Women's Show
- Historical Arms Show
- BC Outdoors Show
- Taste of the Valley with local food, beverages, artisans
- Large meetings

Attendance for this quarter was 56,750.



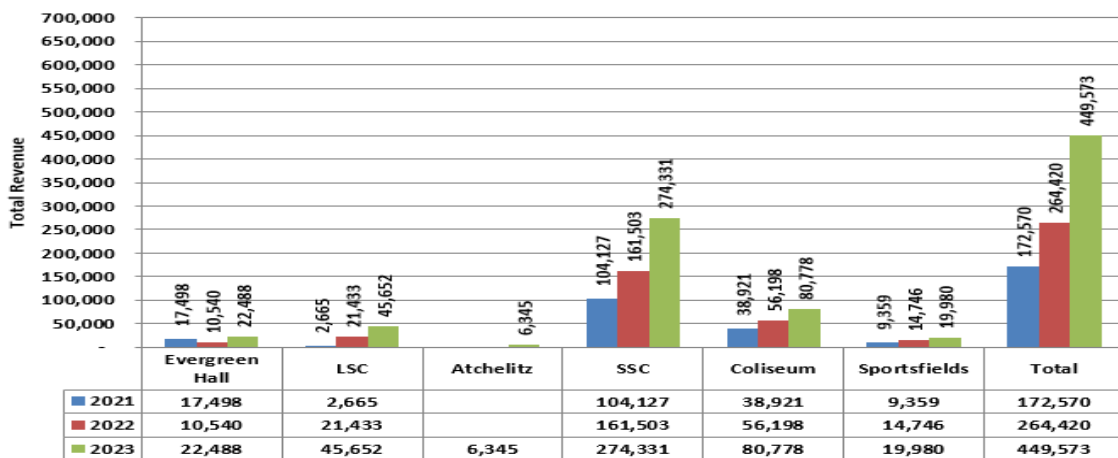
GREAT BLUE HERON NATURE RESERVE

Programs held included:

- Annual Salmon, Cedar & Water Ceremony led by Eddie Gardner and Gracie Kelly, 109 people participated in the ceremony
- Four New Years Day walks
- 12 school programs, two pre-schools, six-week homeschool program, yoga classes, guided walks
- Spring break camps
- Two waterfowl programs, two heron walks
- Family Nature Festival



Recreation & Culture Department
2020 Year to Date Facility Revenue



RECREATION & CULTURE FACILITIES & PROGRAMS



FRASER VALLEY REGIONAL LIBRARIES


Chilliwack Library Programs

- Scavenger Shape Hunt held to celebrate Family Literacy Day
- A drop-in party during spring break held to celebrate the newest Dog Man title release



Sardis Library Programs:

- New Years story time to celebrate the Year of the Rabbit, included crafts and fortune teller-making stations
- Free family programs during spring break included Indigenous storyteller Kung Jaadee, Bollywood dancer Karima Essa, Science World on the Road, and art programs with John LeFlock



Yarrow Library programs:

- Story Walk stories for springtime
- School tours
- Scavenger hunt extended during spring break



CHILLIWACK CULTURAL CENTRE

- 10 shows presented, filling both theatres, included music, comedy and kids' series
- CSOPA annual performance of Cinderella
- Chilliwack Players Guild presented Mystery in Pimlico
- Chilliwack Music and Dance Festival took place February to March
- Hearts of Gold Gala fundraiser was held in February
- Fraser Valley Comedy, Creative Outlet and Paquette Productions presented five different shows
- Art Gallery held exhibits by Patricia Jaster, Lilly Thorne, Jane Everett, and Lysle Barmby
- Art classes were offered in crochet, drawing, glass bead making, knitting, painting, pottery, sculpting, Stó:lō drum making, and writing

RECREATION & CULTURE FACILITIES & PROGRAMS



COMMUNITY SCHOOL PROGRAMS

Yarrow Community School Society (YCSS)

Programs delivered include:

- Cycling Without Age
- Saturday morning sports
- Cobra Ny—beginner martial arts
- Cleo's Crafts—free program for pre-school
- Sew Fun
- Archery afterschool program
- Facility rentals were fully booked with sports teams, private rentals and meetings



Greendale Elementary Community School Society (GECSS)

Programs delivered include:

- Lego Club
- Crafts with Carla
- Creative Kids
- Reading and Puzzles
- Golf K-Gr. 2 with Atlas Performance & Golf Academy
- Soccer K-Gr. 2 with FC Soccer
- Floor Hockey Level 1 & Level 2
- Music & Movement
- Adult programs offered in the evening were karate, core and focus fitness and yoga
- Facility rented out for birthday parties and private events were fully booked




Rosedale Traditional Community School Society

Programs delivered include:

- Adult badminton, volleyball, pickleball and basketball
- Piano and guitar lessons
- Kids programs included science, home alone, babysitters training, sports bag

Spring break camp offered two different themed weeks. Week one was Travel Through Time, learning about fossils and making them. Week two was Survivor Week with outdoor games and crafts.



Promontory Heights Elementary Community School Association (PHECSA)

Programs delivered include:

- Discover Dance, ceramics, art workshops, indoor golf, floor hockey, basketball, pickleball, karate, and soccer
- Tween Night, Friday evenings for grades 4-6
- Busy Bees caregiver/parent & tot program
- Prime-Timers: seniors Friday morning get-together with coffee
- Lego Club: free afterschool drop-in
- Spring break day camps were at full capacity
- Home Alone and Red Cross babysitter course continually being offered



FIRE DEPARTMENT

ADMINISTRATION
FIRE OPERATIONS
FIRE PREVENTION
TRAINING AND EDUCATION
EMERGENCY MANAGEMENT &
COMMUNITY ENGAGEMENT



FIRST QUARTER REPORT, 2023

FIRE DEPARTMENT ADMINISTRATION




PERSONNEL

Career Firefighter Appointments:

February 2023

Five firefighters were appointed to career positions with the department, and began their four month Career Recruit Training Program.



Career Recruit Training Program



Paid on-Call (POC) Firefighters:

Twenty recruits graduated from the department's POC Recruit Training Program in March. Our department's new POC firefighters will begin serving our community at their respective fire halls in April 2023 as follows:

- Hall 1, Downtown - 2 new firefighters
- Hall 2, Rosedale - 3 new firefighters
- Hall 3, Yarrow - 2 new firefighters
- Hall 4, Sardis - 11 new firefighters
- Hall 6, Greendale - 2 new firefighters

During this quarter, the department presented service pins to members, recognizing their dedication and years of commitment to our department and City.



POC Recruit Training Program

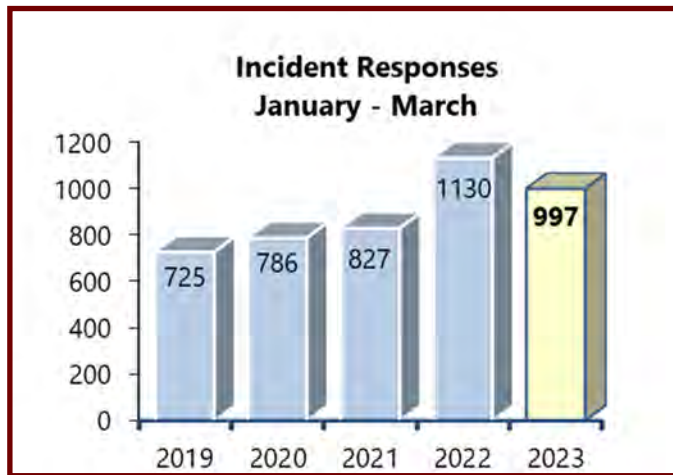
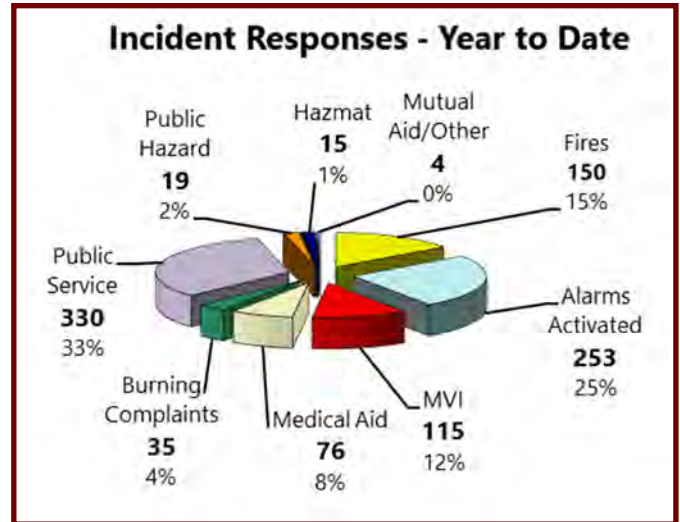


FIRE DEPARTMENT FIRE OPERATIONS



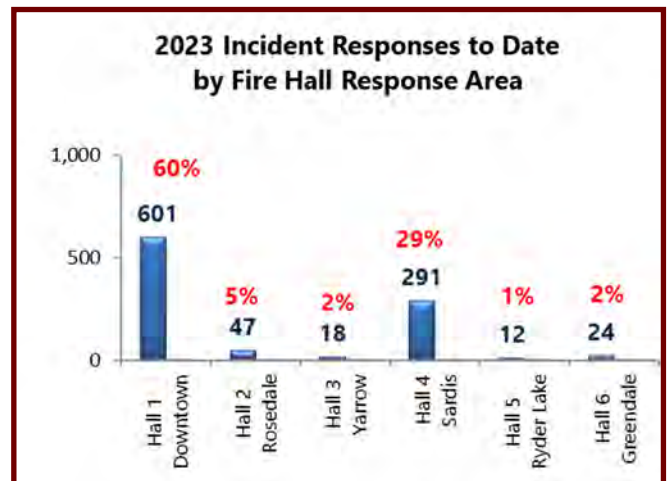
INCIDENT RESPONSES

The department responded to 997 calls for service in the first quarter. This is a decrease of 133 calls compared to this time in 2022. This decrease is largely related to a decrease in public hazard (overhead lines down) incidents, due to a significant ice storm event that occurred in January of 2022. Incidents for this quarter included 150 fires, 115 motor vehicle incidents, 35 burning complaints, and 76 emergency medical aid calls. Thus far in 2023, the three leading calls for service were public service, alarms activated, and fire incident responses. These three incident response types accounted for 733 incidents or 73% of the total calls responded to date. Of the total incidents for this quarter, 89% occurred in Fire Hall 1 and Fire Hall 4 response areas.



**Structure Fire Incident, Second Avenue
March 2023**

Photo Courtesy of Jenna Hauck, Chilliwack Progress



FIRE DEPARTMENT FIRE OPERATIONS



INCIDENT RESPONSES

	Monthly Summary			Totals – 1 st Qtr.
	Jan.	Feb.	Mar.	
FIRES	46	45	59	150
Structures	10	8	8	26
Vehicle	4	3	1	8
Outdoor / Other	32	34	50	116
ALARMS ACTIVATED	90	74	89	253
Single family residential	45	32	45	122
Multi-family residential	19	21	22	62
Non-residential	26	21	22	69
MVI (NO FIRE)	36	35	44	115
Auto extrication	1	1	2	4
Provide medical care	15	15	13	43
Routine cleanup / No injuries	16	13	28	57
Cancelled / Fire not required	4	6	1	11
EMERGENCY MEDICAL AID	25	27	24	76
BURNING COMPLAINTS	7	7	21	35
Illegal	7	7	15	29
Legal	0	0	6	6
PUBLIC SERVICE	108	105	117	330
Investigate safety complaints and hazards	15	14	21	50
Assist other agencies (BCAS, RCMP etc.)	80	73	81	234
Home smoke alarm/Carbon monoxide alarm	7	6	2	15
Post fire recheck / Post fire investigation	0	2	2	4
Trapped in elevator	0	3	5	8
Assist with lift or entry (non-medical/private)	5	7	4	16
Assist with water issue	1	0	1	2
Other	0	0	1	1
PUBLIC HAZARD	6	9	4	19
RESCUES	0	0	0	0
HAZARDOUS MATERIALS	6	7	2	15
MUTUAL AID	1	1	2	4
Totals	325	310	362	997

Previous Years:

2022
2021
2020
2019
2018

1 st Qtr	Annual Totals
1,130	4,570
827	4,136
786	3,470
725	3,218
683	2,836

FIRE DEPARTMENT FIRE PREVENTION

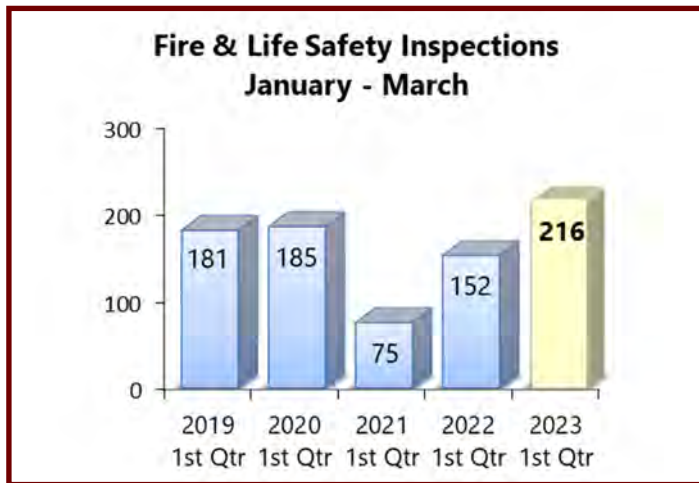


CODE ENFORCEMENT

The department completed 216 fire and life safety inspections in the first quarter.

ENGINEERING

The department completed 54 plan and sprinkler reviews this quarter. Fire Department personnel also conducted numerous on-site inspections to ensure Fire Code compliance.



FIRE & LIFE SAFETY EDUCATION

A total of 16 fire and life safety sessions were delivered to the community thus far in 2023. To date, 475 residents have been educated or trained in fire and life safety, and emergency preparedness. Two car seat safety inspections were completed during the quarter.

FIRE INVESTIGATIONS/LOSSES

Fire losses for the first quarter were \$1,185,950. There were five civilian fire related injuries during this quarter, and two civilian fire related deaths. A total of 17 dollar loss structure fires occurred this quarter with 13 (or 76%) occurring in residential occupancies. Of the 17 dollar loss structure fires that occurred this quarter, 14 (82%) occurred in the Fire Hall 1 (Downtown), and Fire Hall 4 (Sardis) response zones. Fire origin and cause investigations were completed to identify fire loss trends and focus our education efforts to prevent future losses.



Fire Hall Tours
March 2023



Structure Fire, Cartmell Road
January 2023

FIRE DEPARTMENT TRAINING AND EDUCATION



TRAINING

The department continually strives to improve the services and programs it provides to the citizens of our community, and the year began with the continuation of the busy winter session.

Paid on-Call (POC) Recruit Training Program

- Our fall POC Recruit Training Program (RTP) concluded in March with a live fire training session at the Justice Institute of British Columbia. The 300 plus hour training program meets B.C. training requirements for the Interior Firefighting Level of Service and First Responder Level III. Twenty new recruit firefighters completed the program and are now proudly serving our community. The success of the RTP would not be possible without the assistance of our paid on-call and career members (over 40 members participated).

Career Recruit Training

- Five new career firefighters began a three month intensive recruit training program, focusing on firefighting, rope rescue, vehicle rescue, confined space rescue, medical aid, etc. This training program builds off their POC firefighter training.

Education:

- **Pre-Hospital Care** is a large component of our training curriculum and includes regularly scheduled CPR, AED, and FR 3 classes that are taught by in-house instructors. All firefighters are certified in this program through the Ministry of Health.
- **Fire Service Instructor Level I** – Twelve firefighters successfully completed the requirements outlined in NFPA 1041 to become instructors in the fire service.
- **Rapid Intervention Training (RIT)** – RIT teams are required as a rescue team for firefighters in the event of a catastrophic event at a structure fire injuring or trapping fire crews.

Education (continued):

- **Topic of the Month** – All career firefighters participated in refresher training in pre-determined topics of the month. During this quarter the topics were: RIT/Mayday, Confined Space, and Vehicle Rescue.
- **Confined Space and Low Slope Rescue** – Refresher and upgrade training was provided to all career firefighters.
- **Chainsaw Training** – All paid on-call firefighters participated in refresher chainsaw training and safety practices.
- **Wildland Train the Trainer** – Ten firefighters worked with BC Wildfire Service to become instructors for Chilliwack Fire Department in wildland firefighting strategies and tactics.
- **Firefighter Youth Camp** - During Spring Break, eight students from all Chilliwack High Schools participated in a six day, 48 hour annual Firefighter Youth Camp. Students participated in theory and practical sessions in program skills, including First Aid, Fire Behaviour, Fire Extinguishers, Hoses, Ropes & Knots, Ladders, Personal Protective Equipment, Self-Contained Breathing Apparatus, and Fire Prevention and Education.



Firefighter Youth Camp



FIRE DEPARTMENT

EMERGENCY MANAGEMENT AND COMMUNITY ENGAGEMENT



EMERGENCY PROGRAM UPDATE

In the first quarter, emergency management staff and the Communications Department worked together on the set-up, onboarding, and training of the "Alertable" mass notification software. This software acts as an additional tool for the Emergency Operations Centre (EOC) to notify the public of emergency incidents and to provide instructions/information on evacuations, situation updates, etc. Staff are targeting to activate the software via a public information campaign during Emergency Preparedness Week on May 7-13, 2023.

On March 27-28, 15 City staff and two Emergency Support Services (ESS) volunteers successfully completed the two-day "EOC Essentials" course from the Justice Institute of BC. This foundational emergency management course provides students with a broad exposure to how EOCs are organized and operated, which prepares them well for future deployments in the City of Chilliwack's EOC.

The Chilliwack ESS team met monthly in the first quarter, and focused on seasonal readiness activities, including the annual emergency supplies inventory. During this quarter, four members completed training in the Evacuee Assistance and Registration (ERA) tool, and five members completed training in psychological first aid. This provincially sponsored, important training expands the skills of our volunteers and allows us to provide enhanced services and support to evacuees. Finally, the team welcomed four new volunteers, who are currently undergoing onboarding training.



ESS Emergency Supplies Inventory

COMMUNITY ENGAGEMENT

The department continues its involvement in community events and fundraisers. During the first quarter, Chilliwack firefighters and the Chilliwack Firefighters Charitable Society (CFFCS) participated in Chilliwack Bowls of Hope Society's "Feed the Children Program," by assisting with serving meals to various schools within the Chilliwack School District.



**Chilliwack Bowls of Hope
March 2023**



**City of Chilliwack Fire Department
Service Pin Presentations
Halls 1, 4 and 6**



**CORPORATE
SERVICES**
VANDALISM TO
CITY FACILITIES

FIRST QUARTER REPORT, 2023

CORPORATE SERVICES

VANDALISM TO CITY FACILITIES



VANDALISM REPORT SUMMARY TABLE

CITY OF CHILLIWACK

2023 First Quarter - Vandalism Report Summary
January, February, March 2023

	Jan	Feb	Mar	Apr	May	Jun	Jul	Aug	Sep	Oct	Nov	Dec	Year to Date
Public Works and Parks	\$ 12,747	\$12,400	\$ 19,585										\$ 44,732
Recreation Facilities	\$ 1,010	\$ 100	\$ 190										\$ 1,300
Civic Facilities	\$ 625	\$ 575	\$ 1,350										\$ 2,550
Engineering - Wire Theft	\$ 242	-	-										\$ 242
Fire	-	-	-										
2023 TOTALS	\$ 14,624	\$13,075	\$ 21,125	\$ -	\$ -	\$ -	\$ -	\$ -	\$ -	\$ -	\$ -	\$ -	\$ 48,824
2022 TOTALS	\$ 12,044	\$11,803	\$ 13,109	\$10,713	\$ 7,259	\$22,857	\$11,967	\$ 9,599	\$14,621	\$20,521	\$ 8,687	\$17,963	\$161,143



CORPORATE SERVICES

VANDALISM TO CITY FACILITIES



PUBLIC WORKS AND PARKS

Month	Item	Cost
January	Graffiti	\$6,581.00
	Vandalism	\$6,166.00
February	Graffiti	\$4,186.00
	Vandalism	\$8,214.00
March	Graffiti	\$6,386.00
	Vandalism	\$13,199.00
	Total:	\$44,732.00

RECREATION FACILITIES

Month	Item	Cost
January	Graffiti	\$360.00
	Vandalism	\$650.00
February	Graffiti	\$100.00
	Vandalism	\$0.00
March	Graffiti	\$190.00
	Vandalism	\$0.00
	Total:	\$1,300.00

CIVIC FACILITIES

Month	Item	Cost
January	Graffiti	\$550.00
	Vandalism	\$75.00
February	Graffiti	\$425.00
	Vandalism	\$150.00
March	Graffiti	\$450.00
	Vandalism	\$900.00
	Total:	\$2,550.00

STREETLIGHTING—WIRE THEFT

Month	Item	Cost
January	Theft	\$242.00
February	Wire Theft	\$0.00
March	Wire Theft	\$0.00
	Total:	\$242.00

FIRE DEPARTMENT

There were no significant acts of vandalism to the Fire Department this quarter.

A black and white photograph of a residential street. In the foreground, there is a brick house with a set of stairs leading up to the entrance, featuring a metal railing. The street is paved with concrete and lined with trees, including a large weeping tree on the right. The background shows more houses and trees, creating a sense of a quiet neighborhood.

MUNICIPAL DEVELOPMENT

**PLANNING
BUILDING
LAND DEVELOPMENT
BYLAW ENFORCEMENT**

FIRST QUARTER REPORT, 2023

MUNICIPAL DEVELOPMENT PLANNING DEPARTMENT

ECONOMY AND HOUSING MARKET

Over this quarter, the Bank of Canada held the line on its policy interest rate, keeping the interest rate at 4.5%. According to Central 1, the high interest rate continues to curb housing market activity into 2023 at levels that are consistent with 2015-2017. During this quarter, the total value of building permits in BC is down across all building types (i.e. non-residential and residential). In addition, Central 1 reports that MLS® sales in the Lower Mainland reached 4,029 units in March, a 41% decline from a year ago; however, February and March statistics indicate a slight increase in momentum with sales beginning to rise. Average housing sale prices are also beginning to rebound.

Similarly, Chilliwack and District Real Estate Board (CADREB) and Fraser Valley Real Estate Board (FVREB) statistics indicate a slow start to 2023. Although CADREB and FVREB March market activity indicates sales are increasing in time for the spring season, statistics are still below last year's rate and long-term averages. Compared to March 2022's benchmark prices, CADREB reports the current benchmark price for a single-detached home decreased 21% (\$839,900), townhomes decreased 18% (\$591,200), and apartments decreased 14% (\$383,800). In communities to the west, FVREB reports the current benchmark price for a single-detached home decreased 21% (\$1,390,600), townhomes decreased 14.5% (\$794,400), and apartments decreased 11% (\$521,800).

Residential building permits in Chilliwack are trending lower for the first quarter of 2023, most notably in apartment units. To date, Chilliwack's total residential building permit units are 76 (22

single detached, 10 townhouses, 44 apartment units) compared to 430 residential building permit units of the same period last year (55 single detached, 17 townhouses, 358 apartment units). Though not reflected in the City's building permit statistics, there is a high rate of residential construction on First Nations land, which contributes to the City's overall growth. According to the City's Development Cost Charge statistics for 2022, approximately 330 new residential units (primarily single detached and townhouses) were constructed on First Nations land, plus 1,962m² of new commercial space.

Sources: Central 1 Credit Union, City of Chilliwack Building Permit and Development Cost Charges Records, Chilliwack & District Real Estate Board, Fraser Valley Real Estate Board.

BUILDING PROTECTION DESIGN GUIDELINES

Bylaw amendments to update the City's 2040 Official Community Plan (OCP) and Schedules related to building protection guidelines (entry/exit and windows) were adopted by Council during this quarter.

These design guidelines have been developed to support pedestrian activity in commercial areas of the city, and to allow business owners to secure their commercial property while recognizing Building Code and Fire Code safety standards. Over this period, staff created a brochure and updated chilliwack.com/buildingprotection.



MUNICIPAL DEVELOPMENT PLANNING DEPARTMENT

OFFICIAL COMMUNITY PLAN (OCP) HOUSEKEEPING AMENDMENTS


During this quarter, planning staff prepared minor amendments to the text and mapping of the City's OCP to improve clarity and ease of use for the public and staff. Amendments include:

- (1) relocating pedestrian pathway design guideline requirements for multi-unit residential from the Zoning Bylaw into "form and character" Development Permits;
- (2) adding exemptions to Development Permit Area 10 (Coach Houses or Garden Suites) for rural and agricultural properties to support flexibility with applying design guidelines through staff delegated authority; and,
- (3) correcting OCP maps to ensure consistent interpretation of land use designation changes from adopted neighbourhood plan amendments.

These bylaw amendments are anticipated to be adopted early in the second quarter of 2023.

HERITAGE STRATEGIC ACTION PLAN: NEXT STEPS

Planning staff are undertaking the next steps to implement the Heritage Strategic Action Plan. Throughout this quarter, Planning staff worked to refine the project scope and circulated a Request for Quotations (RFQ) to retain a consultant to update the City's 1991 Heritage Inventory according to the *Standards and Guidelines for the Conservation of Historic Places in Canada*. Project completion is anticipated by January 2024.



CITY OF CHILLIWACK HERITAGE STRATEGIC ACTION PLAN 2022-2032

JUNE 2022

DONALD LUXTON
AND ASSOCIATES INC. 

MUNICIPAL DEVELOPMENT PLANNING DEPARTMENT



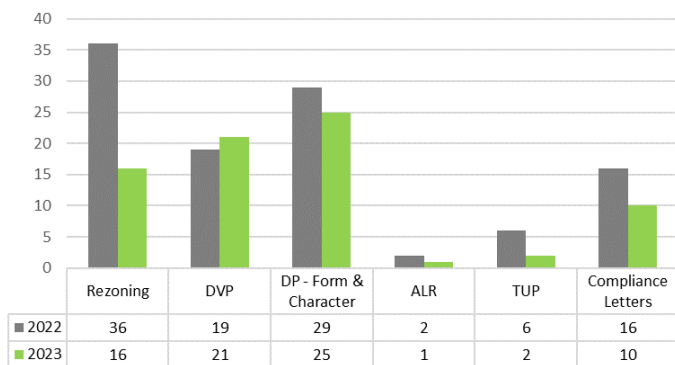
PLANNING DEVELOPMENT APPLICATION SUMMARY – 2022

APPLICATION	JAN	FEB	MAR	APR	MAY	JUN	JULY	AUG	SEPT	OCT	NOV	DEC	Q1 Totals	2022 YTD Totals
Rezoning	13	7	16										36	36
DVP	11	3	5										19	19
DP - Form & Character	8	9	12										29	29
ALR	0	2	0										2	2
TUP	2	3	1										6	6
Compliance Letters	2	12	2										16	16
New Business Licences	69	58	63										190	190

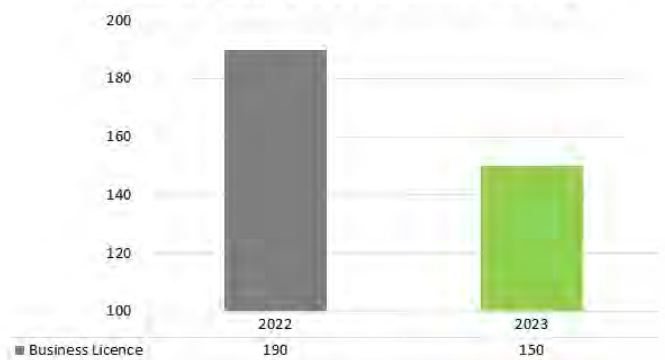
PLANNING DEVELOPMENT APPLICATION SUMMARY – 2023

APPLICATION	JAN	FEB	MAR	APR	MAY	JUN	JULY	AUG	SEPT	OCT	NOV	DEC	Q1 Totals	2023 YTD Totals
Rezoning	9	3	4										16	16
DVP	9	5	7										21	21
DP - Form & Character	8	6	11										25	25
ALR	0	0	1										1	1
TUP	2	0	0										2	2
Compliance Letters	5	1	4										10	10
New Business Licences	35	77	38										150	150

1st Quarter - 2022/2023 Comparison



1st Quarter - 2022/2023 New Business Licence



MUNICIPAL DEVELOPMENT PLANNING DEPARTMENT



APPLICATIONS RECEIVED BY NEIGHBOURHOOD - 1st QUARTER

	Rezoning	Development Variance Permits	Development Permits Form & Character	ALR	TUP	*Business Licences
Fairfield	4					9
Little Mountain						2
Chilliwack Proper	3	5	13			110
Chilliwack Mountain						1
Cattermole						
Village West	1	4	1			16
Sardis	1		1			33
Vedder	3	4			1	50
Greendale			1	1		18
Greendale Area		1	1			
Yarrow	2	2	4			9
Promontory	1					17
Ryder Lake			1			2
Majuba Hill						2
Eastern Hillside						5
Rosedale		1	1			3
Valley North		4	2		1	12
Valley South						4
OCP/Text Amendments	1					
Non Resident Businesses						40
TOTAL APPLICATIONS	16	21	25	1	2	333

*Note: Business Licences include new, change of address, ownership changes and non-resident.



MUNICIPAL DEVELOPMENT BUILDING & LAND DEVELOPMENT



BUILDING PERMIT INFORMATION

2023 BUILDING PERMITS - 1st QUARTER

	1st Quarter 2023			2023 YEAR-TO-DATE			1st Quarter 2022			2022 YEAR TO-DATE		
	PERMITS	UNITS	VALUE	PERMITS	UNITS	VALUE	PERMITS	UNITS	VALUE	PERMITS	UNITS	VALUE
RESIDENTIAL												
New single family (fee simple)	8	11	5,450,000	8	11	5,450,000	21	31	12,111,580	21	31	12,111,580
New single family (strata)	4	6	2,500,000	4	6	2,500,000	7	14	3,284,660	7	14	3,284,660
First Nations Lease	0	0	0	0	0	0	0	0	0	0	0	0
New 2 family duplex (fee simple)	0	0	0	0	0	0	0	0	0	0	0	0
New 2 family duplex (strata)	0	0	0	0	0	0	0	0	0	0	0	0
New townhouses	3	10	3,300,000	3	10	3,300,000	4	17	4,850,000	4	17	4,850,000
New apartments	1	44	12,000,000	1	44	12,000,000	4	358	68,162,784	4	358	68,162,784
Mobile / manufactured homes	1	1	300,000	1	1	300,000	0	0	0	0	0	0
Secondary suites, TADs, etc.	0	0	0	0	0	0	3	3	127,500	3	3	127,500
Miscellaneous residential	46	4	6,035,860	46	4	6,035,860	54	6	7,463,350	54	6	7,463,350
TOTAL RESIDENTIAL	63	76	29,585,860	63	76	29,585,860	93	429	95,999,874	93	429	95,999,874
COMMERCIAL	PERMITS	M2	VALUE	PERMITS	M2	VALUE	PERMITS	M2	VALUE	PERMITS	M2	VALUE
New commercial buildings	0	0	0	0	0	0	1	15,147	14,373,358	1	15,147	14,373,358
Misc. commercial (additions, improvements, etc.)	10	0	4,168,850	10	0	4,168,850	22	67	7,494,600	22	67	7,494,600
Commercial Signs	15	0	107,468	15	0	107,468	10	0	107,499	10	0	107,499
TOTAL COMMERCIAL	25	0	4,276,318	25	0	4,276,318	33	15,214	21,975,457	33	15,214	21,975,457
INDUSTRIAL	PERMITS	M2	VALUE	PERMITS	M2	VALUE	PERMITS	M2	VALUE	PERMITS	M2	VALUE
New industrial buildings	1	342	1,250,000	1	342	1,250,000	2	5,358	5,600,000	2	5,358	5,600,000
Misc. industrial (additions, improvements, etc.)	3	0	167,000	3	0	167,000	3	188	310,000	3	188	310,000
TOTAL INDUSTRIAL	4	342	1,417,000	4	342	1,417,000	5	5,546	5,910,000	5	5,546	5,910,000
INSTITUTIONAL	PERMITS	M2	VALUE	PERMITS	M2	VALUE	PERMITS	M2	VALUE	PERMITS	M2	VALUE
New institutional buildings	0	0	0	0	0	0	1	0	118,000	1	0	118,000
Misc. institutional (additions, improvements, etc.)	1	0	450,000	1	0	450,000	0	0	0	0	0	0
TOTAL INSTITUTIONAL	1	0	450,000	1	0	450,000	1	0	118,000	1	0	118,000
AGRICULTURAL	PERMITS	M2	VALUE	PERMITS	M2	VALUE	PERMITS	M2	VALUE	PERMITS	M2	VALUE
New agricultural buildings	8	5,924	2,491,186	8	5,924	2,491,186	7	66,651	6,351,251	7	66,651	6,351,251
Misc. agricultural (additions, etc.)	4	3,514	1,480,000	4	3,514	1,480,000	3	530	625,000	3	530	625,000
TOTAL AGRICULTURAL	12	9,438	3,971,186	12	9,438	3,971,186	10	67,181	6,976,251	10	67,181	6,976,251
OTHER	1st Quarter 2023	2023-Yr-To-Date	1st Quarter 2022	2022 Yr-To-Date	BUILDING INSPECTIONS							
Demolition	17	17	20	20	1st Quarter 2023 2,580							
Service Permits	9	9	21	21	2023 YEAR-TO-DATE 2,580							
					1st Quarter 2022 3,015							
					2022 YEAR-TO-DATE 3,015							
MONTH-END TOTALS	131	76	39,700,364	131	76	39,700,364	183	429	130,979,582	183	429	130,979,582

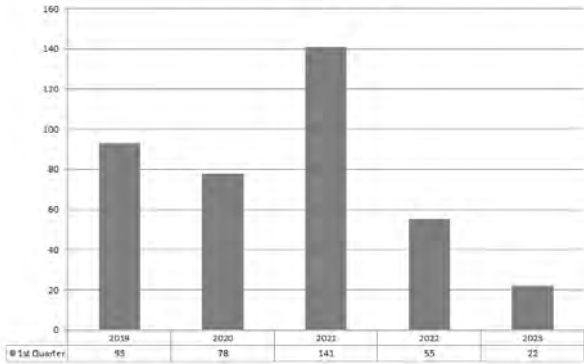


MUNICIPAL DEVELOPMENT BUILDING & LAND DEVELOPMENT

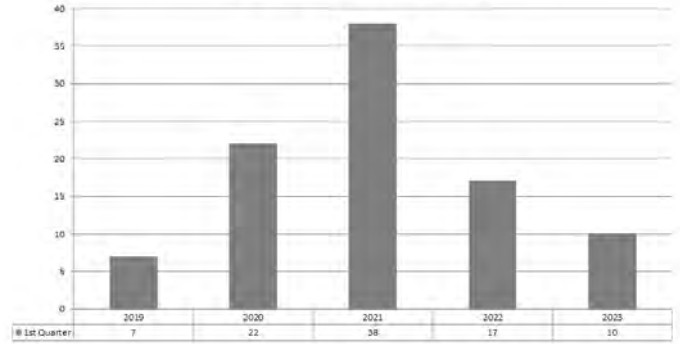


BUILDING PERMIT INFORMATION

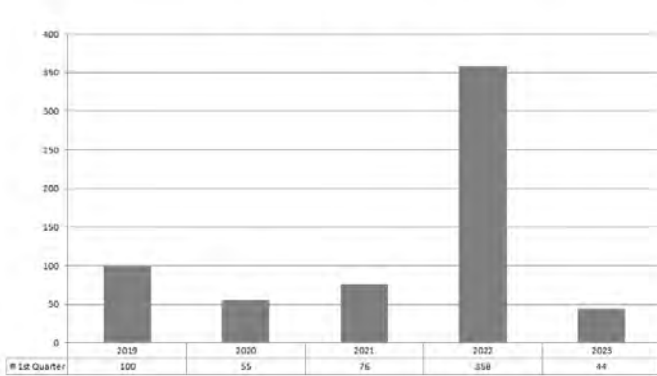
**Single Family
1st Quarter 5-year Comparison**



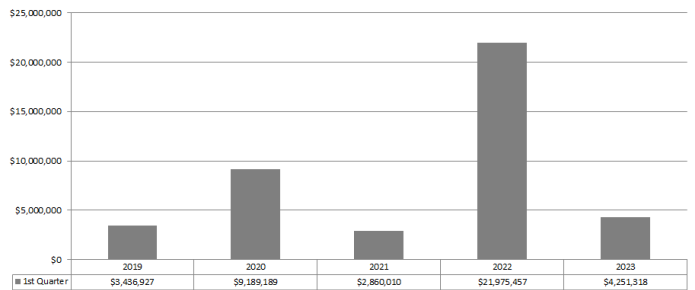
**Townhouses
1st Quarter 5-Year Comparison**



**Multi-Family Apartments
1st Quarter 5-Year Comparison**



**Commercial
1st Quarter 5-Year Comparison**

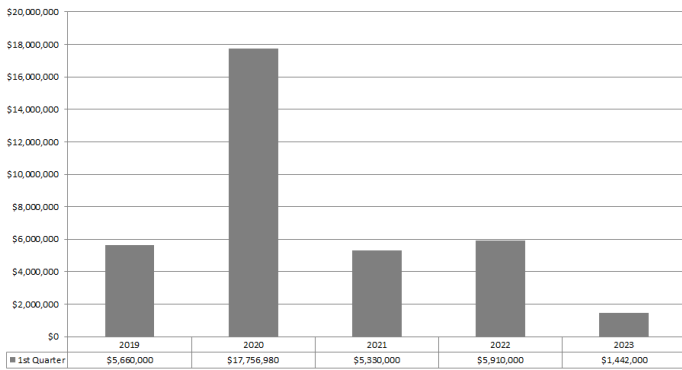


MUNICIPAL DEVELOPMENT BUILDING & LAND DEVELOPMENT

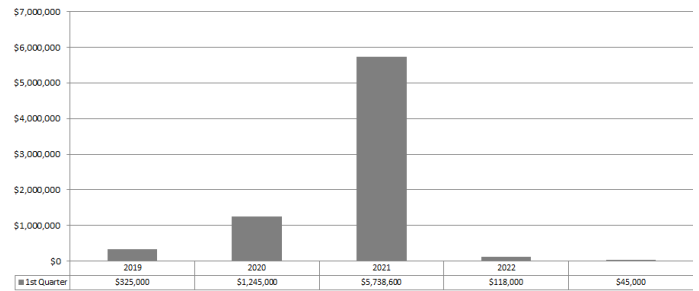


BUILDING PERMIT INFORMATION

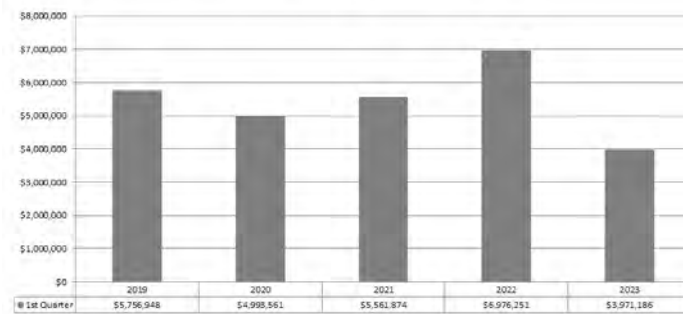
Industrial
1st Quarter 5-Year Comparison



Institutional
1st Quarter 5-Year Comparison



Agricultural
1st Quarter 5-Year Comparison

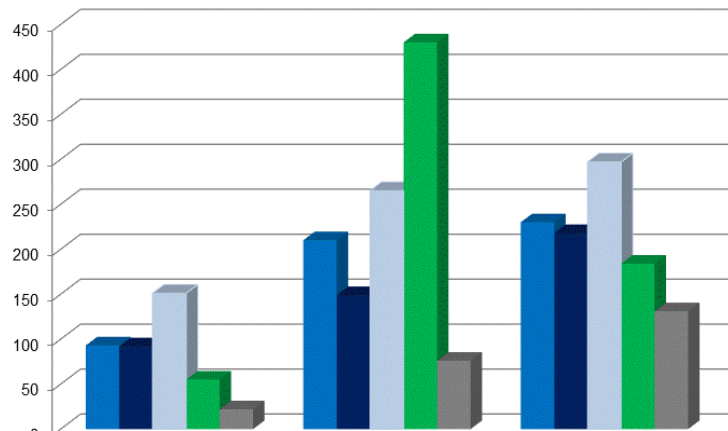


MUNICIPAL DEVELOPMENT BUILDING & LAND DEVELOPMENT



BUILDING PERMIT INFORMATION

1st Quarter 5-Year Comparison
Building Permits



	Building Permit units (SFD)	Total Building Permit units	Total Building Permits Issued
2019	93	210	230
2020	92	149	218
2021	151	265	297
2022	55	430	184
2023	22	76	131

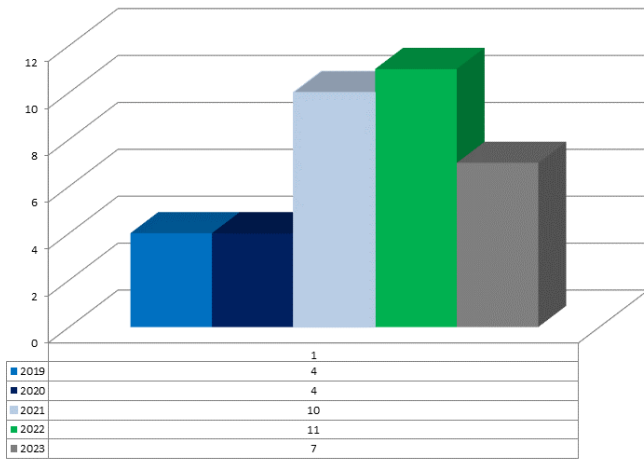


MUNICIPAL DEVELOPMENT BUILDING & LAND DEVELOPMENT

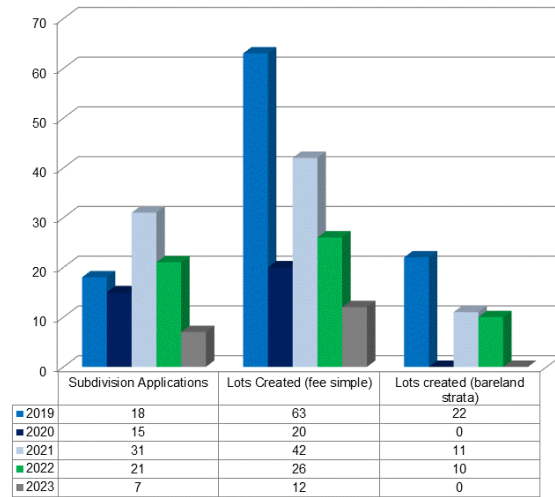


LAND DEVELOPMENT INFORMATION

1st Quarter 5-Year Comparison
Development Permits



1st Quarter 5-Year Comparison
Subdivision

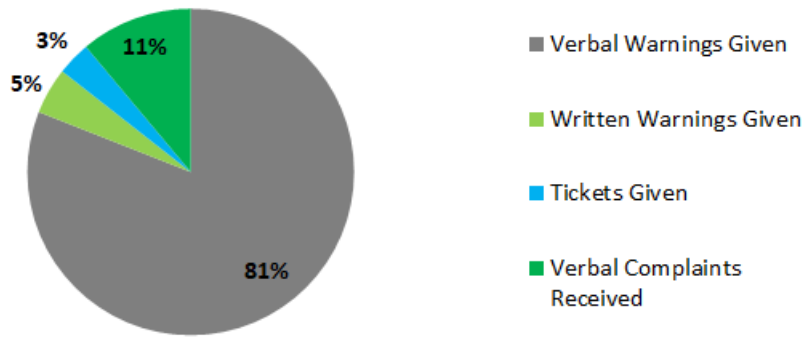


MUNICIPAL DEVELOPMENT BYLAW ENFORCEMENT

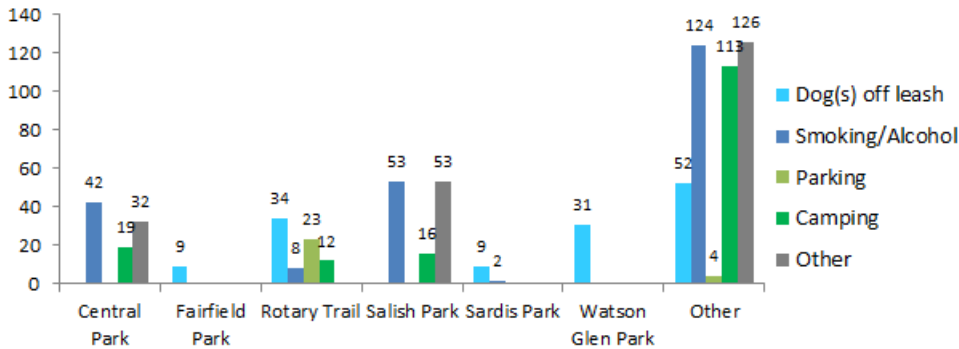


BYLAW BIKE PATROL INFORMATION

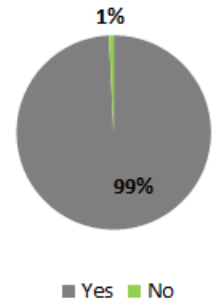
Total Monthly Stats



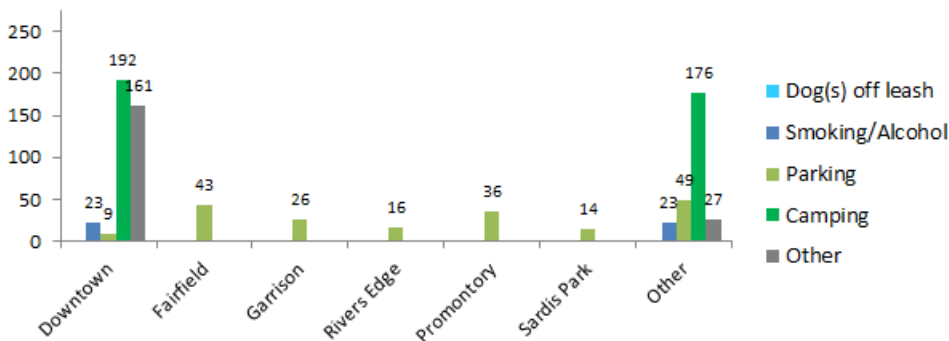
Verbal Warnings (Parks)



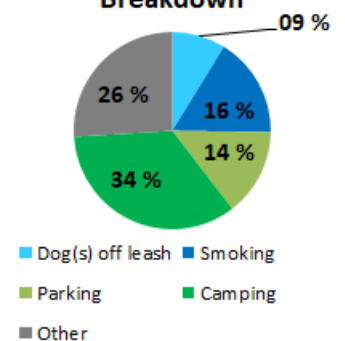
Verbal Warning - Compliance Achieved



Verbal Warnings (Neighbourhoods)



Verbal Warning Breakdown

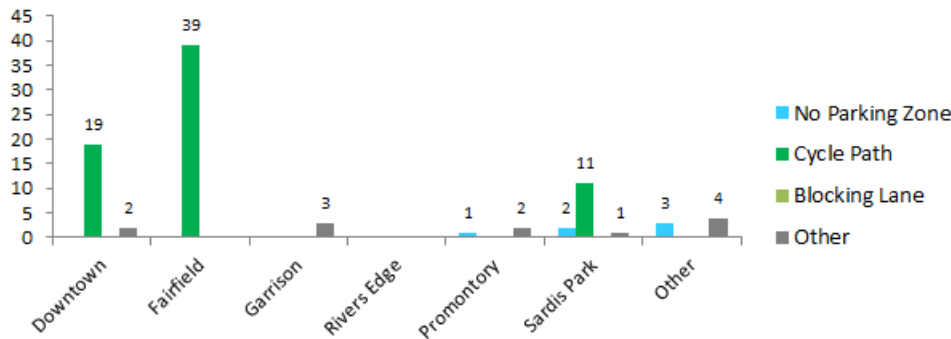


MUNICIPAL DEVELOPMENT BYLAW ENFORCEMENT

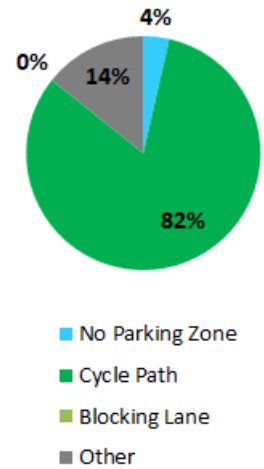


BYLAW BIKE PATROL INFORMATION

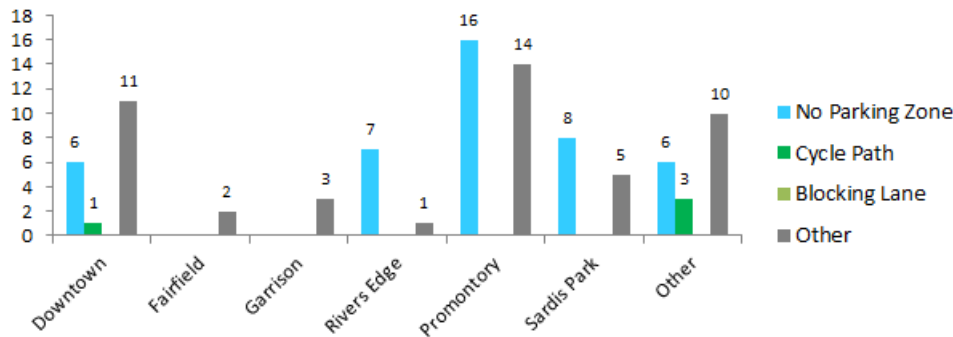
Written Warnings (Neighbourhoods)



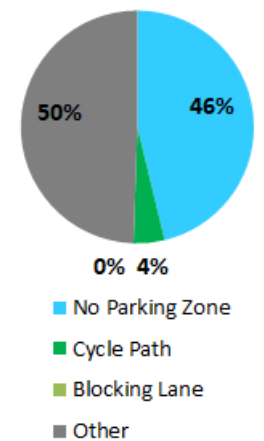
Written Warning Breakdown



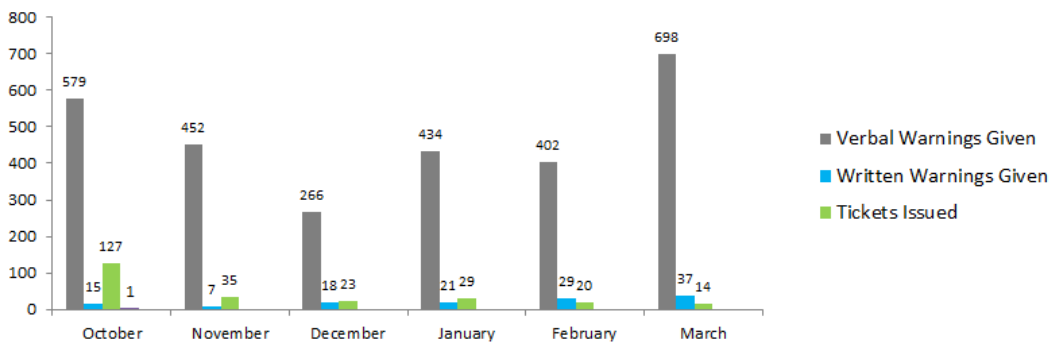
Tickets Issued (Neighbourhoods)



Ticket Breakdown



Monthly Comparison

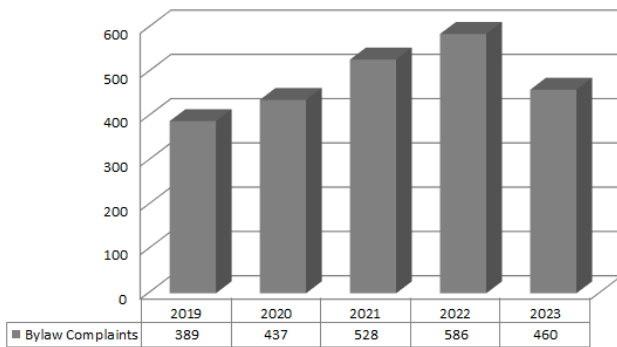


MUNICIPAL DEVELOPMENT BYLAW ENFORCEMENT

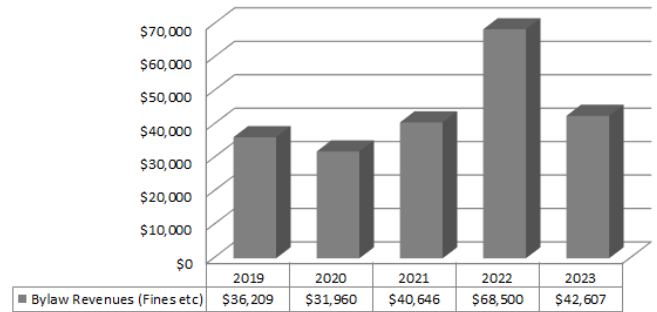


BYLAW ENFORCEMENT INFORMATION

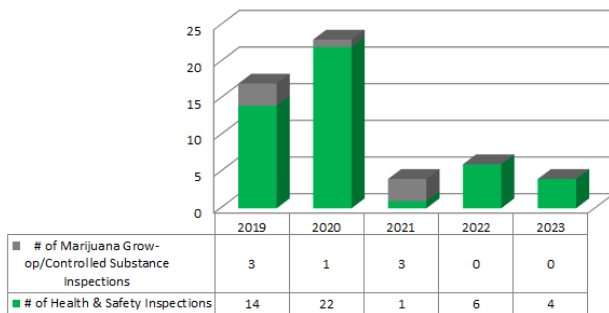
Bylaw Enforcement
1st Quarter 5-Year Comparison Complaints



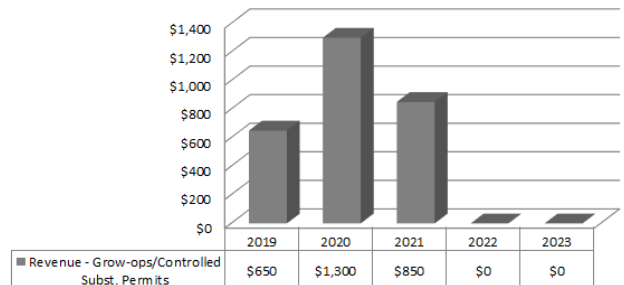
Bylaw Enforcement
1st Quarter 5-Year Comparison Revenues



Health & Safety Enforcement Inspections
1st Quarter 5-Year Comparison



Health & Safety
1st Quarter 5-Year Comparison Revenues





**SOCIAL
DEVELOPMENT**

**COMMUNITY SAFETY PLAN
HOMELESSNESS ACTION PLAN
REACHING HOME
CHILLIWACK HEALTHIER
COMMUNITY**

FIRST QUARTER REPORT, 2023

SOCIAL DEVELOPMENT COMMUNITY SAFETY PLAN



COMMUNITY SAFETY PLAN

Through the first quarter of 2023, significant work continued to support implementation of the Chilliwack Community Safety Plan:

Pro-Active Communications Strategy – The RCMP Communications Strategist continues to implement a social media strategy which is anticipated to expand to include Facebook in 2023.

Expansion of Street Based Outreach – Through Reaching Home, the City approved funding until spring 2024 for PCRS to continue outreach while supporting the Community Response Team on daily patrols. Through this work, individuals experiencing homelessness will continue to be connected to services.

Mobile Health Supports – Fraser Health's Integrated Homelessness Action Response Team (IHART) remains active in Chilliwack. Team members are connected and collaborating with RCMP and local service providers. The team continues to provide mobile, on-call outreach which includes medical and mental health supports.

Case Management – In conjunction with the Community Response Team patrols, as well as through weekly Situation Table and bi-weekly Shop Talk meetings, where multiple agencies collaborate on case management for individuals at elevated risk.

Wellness Centre – PCRS opened the Wellness Centre on January 16. It is open from 7am to 7 pm daily, providing a safe space to rest, eat, do laundry, and get help with income assistance applications, identification, minor medical care, and housing applications. An Overdose Prevention Site is set to open in early spring through a partnership with Fraser Health.

Advocacy for ACT and Car 67 – Staff met with Fraser Health and local service providers to advocate for mental health supports in the community. A follow-up meeting is set for May and the urgent need to establish an Assertive Community Treatment Team and a Car 67 will continue to be emphasized.

Counselling for Children and Families – Through Reaching Home funding, the Chilliwack Youth Health Centre continued to offer youth outreach in partnership with Cyrus Centre and support from a nurse practitioner through to March 31. The services included counselling, assistance with providing basic needs to youth, and healthcare supports.

Crown Counsel Discussions – The City has requested involvement of Crown Counsel at community tables and is awaiting response.

Early Interventions – A new sub-committee was established in the first quarter to further define actions outlined in the Community Safety Plan. The committee will meet on April 24.

Funding for Indigenous Homelessness – Staff continue to advocate for additional funding to support Indigenous individuals experiencing homelessness. Through Reaching Home, funding has been allocated to an Indigenous Housing Support Facilitator (Housing Hub), Indigenous shelter staff (Wellness Centre), and Indigenous youth outreach.

Culturally Appropriate Outreach – A successful funding request was made to UBCM for Indigenous Youth Workers to address current gaps in service identified through focus group discussions and the Situation Table. One-time funding of \$212,000 has been provided to Stó:lō Service Agency Society for the Mémiyelhtel Program, which includes street outreach to Indigenous youth until July 31.

Indigenous Training/ Collaboration – The City provided Indigenous Homelessness training, through the Canadian Alliance To End Homelessness, for front-line staff in February. This Indigenous-led training went into the history of Indigenous peoples, colonization, systemic racism, and the multiple oppressions that continue to influence the day-to-day realities, while also highlighting the resiliency, strength, and beauty of Indigenous peoples.

Public Safety Advisory Committee (PSAC) – The committee welcomed several new members at the beginning of the year. The RCMP provided a presentation regarding the UFVRD Strategic Planning Process for 2023-2025. Community engagement, including surveys, interviews, and community meetings will occur in the next quarter.



SOCIAL DEVELOPMENT HOMELESSNESS ACTION PLAN

HOMELESSNESS ACTION PLAN

In the first quarter of 2023, the following actions were taken by the City, Province, and non-profit partners to implement objectives of Chilliwack's Homelessness Action Plan:

Develop and implement Housing First – The Housing Hub, which is operated by Pacific Community Resource Society, works to house individuals and families that are either experiencing or at imminent risk of homelessness, following the Housing First principles. The program currently houses 60 participants, along with 18 children, in 52 units, with an additional 100 people on the waitlist. The Housing First Task Team through CHC continues to meet regularly to discuss service provider updates, supportive housing projects and the need for complex care solutions in the community as it pertains to homelessness. Fraser Health and BC Housing provided a presentation regarding complex care and the future Rowat Shelter and Supportive Housing project at the March meeting.

Increase the supply of affordable housing across the housing continuum to meet community needs – The Interchange Housing (former Travel Lodge Motel) operated by Ruth and Naomi's Mission welcomed its last resident in January. It is now at full capacity with some tenancy through a partnership with RainCity Housing.

Wellness Centre - The Wellness Centre opened on January 16, 2023 and has had 1,500 unique visits to the site so far. The Centre typically assists 37-100 individuals each day with a daily average of 67. Data collection regarding basic demographics is done with each visit. Partnerships with Fraser Health, IHART, Ministry of Social Development and Poverty Reduction, Cyrus Centre, and other local service providers ensure that individuals that attend the centre are able to receive the care they want in one centralized location.

Increase coordination amongst agencies to prevent homelessness - Weekly Chilliwack Interagency Response Team (Situation Table) meetings continue to take place. This weekly meeting provides partners with an update regarding vulnerable individuals with immediate high risks. The team works together to triage the cases with rapid intervention amongst multiple agencies. Bi-weekly Shop Talk meetings continued throughout the quarter, where front-line staff meet to share current successes and challenges, as well as agency updates. This meeting is facilitated through a partnership with the City, PCRS and Fraser Health.

Improve the health and safety of individuals experiencing homelessness - Community Street Outreach and Integration workers have been operating seven days a week since November. They meet with individuals experiencing homelessness, connecting them to services, medical and housing, as well as offering transportation to the Wellness Centre where they can rest safely during the daytime. There is also an Intensive Case Management team and the Integrated Homelessness Action Response Team that connect with individuals experiencing homelessness and provide medical services, harm reduction and case management. Cyrus Centre staff are providing youth outreach five days a week to address the individualized needs of youth in the community by meeting them where they are at.

The Interchange—Photo provided by Ruth and Naomi's



SOCIAL DEVELOPMENT

REACHING HOME

REACHING HOME—CANADA'S STRATEGY TO END HOMELESSNESS

Reaching Home – Reaching Home is a community-based, federally funded program aimed at preventing and reducing homelessness by providing direct support and funding to Designated Communities, such as Chilliwack. Reaching Home Directives guide how the funding can be spent and requirements for a Community Advisory Board (CAB) and community engagement to help guide decision making. During the City's first quarter, Reaching Home wrapped up quarter four which ended on March 31, 2023. Funding allocations were determined by CAB and RFPs were released for the new fiscal year. An evaluation committee met to grade the submissions and outline determinations to CAB, where recommendations were forwarded to Council in early March. Contracts will be prepared and signed before April 1, 2023 to ensure seamless continuation of supports in the community.

Housing Support Facilitators (Housing Hub, operated by PCRS) – There are currently 52 units housing individuals/families. A full-time Indigenous Housing Facilitator is helping tenants connect with proper Indigenous supports. There is currently a year long waitlist for this program. Funding for an Indigenous Housing Support Facilitator will continue through the Reaching Home 2023/24 fiscal year.

Community Street Outreach and Integration (CICP) / Weekend CICP – The outreach team works seven days a week starting at 7am and accompanies the Community Response Team on morning walks, connecting with individuals experiencing homelessness that have slept rough overnight. Throughout the day they are providing outreach support services and case management of the most vulnerable individuals experiencing homelessness through coordination and integration of community resources to provide wrap-around supports for stabilization, and to address physical and mental health needs, substance use, and housing. Funding for this initiative will continue for the 2023/24 fiscal year, to March 31, 2024.


Prevention and Diversion Supports - This project ensures individuals/families/youth that are at imminent risk of homelessness are assisted to maintain their housing, or being quickly rehoused with a goal of finding sustainable housing/rental supplements. Activities can include working on relationships with landlords and tenants, helping tenants understand their rights and responsibilities as well as assisting with paying off rental arrears, utility arrears, or short-term rental subsidies. Ann Davis Transition Society was fully spent before the end of Reaching Home quarter four and received an additional allocation of funds towards the program. Prevention and Diversion supports continue to be funded through Reaching Home in 2023/24, with funds being allocated to Wilma's Transition Society and the Salvation Army to cover rental and utility arrears.

Youth Outreach – Youth Outreach continues to occur at street level five days a week and ensures that youth are being met where they are at. Outreach staff worked with youth experiencing homelessness, connecting them to services, shelter and housing. Cyrus Centre and CYHC collaborated with a nurse practitioner to provide street level medical care. Services provided through this funding include counselling, psychological referrals and mental health services, and provision of basic needs. Community partnerships supporting youth outreach initiatives include School District 33, MCFD, and Chilliwack Community Services. In the first quarter, Reaching Home funding for Indigenous Youth and Youth Outreach was allocated for the 2023/24 fiscal year.

Coordinated Access (CA) – Staff continued to meet with service providers regarding CA during the first quarter. A work plan was developed for HIFIS implementation and a community engagement session occurred in March to outline agency involvement in CA. Staff are working on a Systems Mapping document with BC Housing to ensure that service providers are onboarded to the data system with ease. Efforts to implement HIFIS are ongoing and individualized sessions with service providers are scheduled for the second quarter. Bi-weekly Shop Talk meetings continue with front-line staff to ensure agency coordination is seamless and ultimately assists in providing the best care for individuals.

SOCIAL DEVELOPMENT

CHILLIWACK HEALTHIER COMMUNITY



CHILLIWACK HEALTHIER COMMUNITY

CHC Strategic Action Planning – With the planning process wrapped up, the 2023-2025 Strategic Action Plan (SAP) is now live. CHC task teams, and their members, will develop and implement projects that work to address the SAP goals and objectives, to contribute to a healthier community in Chilliwack.

2023-2025 CHC Strategic Action Plan Goals

1. Cultivate a Caring Community
2. Develop a Poverty Reduction Plan for Chilliwack
3. Reduce & Prevent Homelessness
4. Strengthen Services & Supports
5. Improve Access to Substance Use Prevention and Treatment

Regular CHC Partner Meetings - The first in-person Partner Meeting took place on February 28 at the Chilliwack Cultural Centre. With the 2023–2025 Strategic Action Plan (SAP) finalized in January, this meeting provided an engagement opportunity for partners to dissect two of the five SAP goals and objectives. The morning resulted in the creation of two new CHC working groups, one of which will focus on improving access to substance use prevention and treatment and the second delving into strengthening services and supports.

The March 28 Partner Meeting was the first to incorporate a new agenda format, a change that was born out of strategic planning. The bi-monthly meetings will address emerging issues and undertake focused action and less time on task team updates. An alternate platform to share task team minutes/notes is still under review.

CHC Friday Mailout - CHC continues to send out weekly newsletters every Friday, updating and connecting partners and organizations on what is happening in the community and regularly includes local events, grant programs, continuous learning opportunities and employment postings.

Information and Networking Breakfasts - In-person CHC Meetings and Information and Networking events will occur bi-monthly and focus on the new CHC Goals and Objectives. The first event will take place April 25, 2023 and will spotlight mental wellness, with a presentation by Dawn Percher from Dawn Percher Counselling and the Yale Therapy Group; details and registration will be made available in the April 6 CHC weekly mailout.

Events – Over the course of the first quarter, the CHC Coordinator attended the monthly Chilliwack Child & Youth Committee (CYC) meetings and actively participated in several in-person events including:

- the Aboriginal Head Start Daycare Open House at Smameletawtxw (Little Pebbles) Daycare;
- Chilliwack Local Immigration Partnership's 7th annual Public Forum – The Journey Towards Belonging;
- UFV's Science Café on Food Sustainability;
- "Gender 101" workshop, presented by the Gender Support Network's Jackie Oldhaver, at CYHC; and
- WorkBC Community-Wide Inclusive Hiring Event at the Chilliwack Coast Hotel Ballroom.

